







Gary Hor

Software Engineer

-  [Portfolio](#)
-  [LinkedIn](#)
-  [GitHub](#)
-  ghor.dev@gmail.com
-  (646) 354 - 8928
-  Brooklyn, NY

SKILLS

- JavaScript
- React.js
- Redux
- Ruby
- Rails
- Python
- HTML5
- CSS3
- MongoDB
- Mongoose
- Node.js
- Express
- SQL
- PostgreSQL
- Git
- SASS
- D3
- AWS

EDUCATION

App Academy

Immersive software development course with focus on full stack web development
Completed: April 2023

CUNY Brooklyn College

B.A., Psychology
summa cum laude (GPA: 4.00)
Completed: Aug 2020

PROJECTS

STACK

[Live Site](#) | [GitHub](#)

A networking forum that connects remote players of various games using: MongoDB, Express, React / Redux, Node, AWS, HTML5, CSS3

- Collaborated with a team of 4 engineers, utilizing scrum methodology to minimize potential merge conflicts
- Unified the team as the lead frontend developer by identifying core themes in the user interface
- Restructured the frontend and backend to enable commenting functionality by properly linking frontend React components with backend data in MongoDB

Pindrip

[Live Site](#) | [GitHub](#)

A Pinterest-inspired single-page media sharing application using: React / Redux, Ruby on Rails, JavaScript, AWS, HTML5, and CSS3

- Developed a user profile editing system with multiple interactive forms by tracking local state and user input
- Designed a robust PostgreSQL database schema that established functional relationships among users, boards, and pins by utilizing several joins table
- Integrated AWS for image hosting to enable media sharing functionality

United Stats of America

[Live Site](#) | [GitHub](#)

A JavaScript data visualization of mental health and drug use statistics using: JavaScript, D3, HTML5, and CSS3

- Created a choropleth map of the U.S. by mapping TopoJSON and CSV data to color each state based on its deviation from the national average
- Incorporated zooming functionality and modals displaying state-level numerical data using the D3 library and vanilla JavaScript for smooth user experience and informative interactivity
- Implemented a CSV data filter system with document listeners that dynamically applied color schemes based on user selections

EXPERIENCE

Member Resource Specialist (Temporary)

1199SEIU Training and Employment Fund

Aug 2022 - Nov 2022

- Achieved over 300% increase in scheduled candidate interviews by closely monitoring iCIMS to identify and assist eligible applicants
- Optimized status reports of candidate pools by job category through the production and tabulation of outreach data using Microsoft Excel

Advocate Counselor

Good Shepherd Services

Apr 2021 - March 2022

- Provided biweekly counseling sessions to a caseload of 50 to 60 undercredited high school students
- Increased the graduation rate of assigned individual caseload from 50% to 80% through consistent communication with students and their social support systems